




# LAUNCHSPACE

## MOBILE MAKERSPACE MENU

The LaunchSpace Mobile Makerspace Program provides a fully stocked and staffed traveling makerspace where people of all ages and abilities explore and create art. Our Makerspace travels to libraries, schools, older adult facilities, community centers, and other social service agencies throughout the Western and Central Mass region. Local and nationally recognized working artists with a passion for teaching bring their expertise to each project and introduce participants to a wide variety of art media and tech through guided projects

For more information contact Sid Nordstrom at [sid@launchspace-orange.com](mailto:sid@launchspace-orange.com)



### **Introduction to Inkscape and 3D Print Design: Ages 13+ (No previous experience needed.)**

Attendees will explore the design software Inkscape to learn how artists turn images into vectors and create original graphics for 3D printing. Patrons will learn to design a fidget toy and have it printed at LaunchSpace. Basic knowledge of computers needed.



### **Electronic Soldering: Ages 12+**

Learn the basics of soldering and electronic components through building a light up circuit board.



### **Woodcarving- All ages. (Children under 12 require caretaker supervision)**

Join wood carver, Melissa Mallet, as she instructs you in the art, tools and techniques of wood carving. During this wood carving class, participants will learn to carve and paint a wooden easter egg (or two). Choose a traditional design or create your own!



### **Leather Tooling - All ages. (Children under 10 require caretaker supervision)**

Have you ever wanted to learn how to tool your own leather project? Leather tooling is the art of stamping, carving and embossing pliable leather with unique design. We'll recycle scraps from custom projects and turn them into key fobs, bookmarks or even earrings!



### **Screen Printing - All ages. (Children under 10 require caretaker supervision)**

Use our assortment of screens and learn the basic tricks and techniques of screen printing on cloth. Participants can bring their own plain shirt, canvas bag or anything cotton to print unique designs.



### **Mixed Media Collage- Ages 16+**

Join us for this workshop which introduces the art and technique of paper and mixed media intuitive collage. Students will be instructed in the techniques used for collaging and have the opportunity to rummage through our large college of unusual paper materials and mixed media to explore what resonates with them. Using an intuitive collage process, we'll experiment with color and texture, and build frame worthy pieces.




### **Card Making with Collage - All Ages**

Making collages on cards using old magazines, paper scraps and materials to create unique cards. A great class for all ages.



### **Cricut Vinyl Decal Workshop - Ages 10+**

Got an idea for a bumper sticker? Create and design your own bumper sticker or wall decal with Cricut!



### **Block Printing - Ages 13+**

Block printing with rubber (sometimes referred to as "linocut" which references the linoleum blocks some people carve instead) is a great way to customize your clothes, curtains, tote bags, and many other textiles! In this class, you learn how to use carved blocks to print on various textiles using specialty ink. Bring your own items to print on and upcycle your textiles!



### **Jewelry Making - Ages 16+**

We'll dive into our collection of wire, beads and found materials to make unique pieces of jewelry. Participants will learn how to incorporate found objects and recycled materials into unique designs. We'll consider how jewelry is made, collaborate and brainstorm new ways to design and create a piece of jewelry that represents you!



## **Hammered Flower Prints - All Ages**


Learn the process of creating beautiful floral printed cloth. Discuss how to treat fabric using a binder to help colors last. Then, using mordant treated dish towels, patrons will use fresh flowers to design a pattern and hammer it into the cloth.



## **Sewing - Ages 10+**

**(No previous experience needed.)**

Attendees will make a hand sewn drawstring bag. They will choose a fabric and string, then cut and sew with direction.



## **Rug Braiding - Ages 10+**

A hand braided rug is made by sewing strips of fabric scraps into long strands, braiding them, and sewing them together. Rugs will not be completed: this will be a take home project started in class.



## **Paper Ornaments - All Ages**

Learn various techniques to create unique paper decorations. Using various materials to create festive ornaments for holidays, birthdays, or for fun.



### **Crocheting - Ages 12+** **(No previous experience needed.)**

Learn basic crocheting and get started making a scarf. Attendees will pick a yarn and choose a stitch to begin the project.



### **Wet Felting - All Ages**

We'll discuss the unique properties of wool fiber and how felting works based on those properties. Each person will receive a bar of soap, some wool, and a bowl of water. Following a simple process, we will make a bar of felted soap.



### **Dry Felting - Ages 10+**

We'll discuss the unique properties of wool fiber and how felting works based on those properties. Using felting needles, foam blocks, and wool, we will create a felted bird. Other figures such as mushrooms, animals, flowers, etc. can be made too!



### **Candle Making - All Ages (Children under 8 require caretaker supervision)**

Using a small water balloon dipped into wax, we will make a round wax shell that will then be wicked and filled to create an excellent candle.



### **Mending - Ages 10+**

**(No previous experience needed.)**

Attendees will bring their own mending project to get instruction and advice. Demonstrations of various mending techniques. Mending tools and basic supplies (thread, needles, fabric, etc.) provided.



### **Stained Glass Mushroom Night Light - Ages 15+ (No previous experience needed.)**

Beginner friendly introduction to stained glass. Students will take two cut pieces of glass, foil wrap, and solder them together to create a mushroom. They will then solder the mushroom to the prong and attach it to the nightlight.



### **Mosaics - All Ages (Children under 8 require caretaker supervision)**

Attendees will use glass pieces to create a mosaic on small wood frames or ornament shapes. Glass pieces will be glued and grouted.



### **Watercolor- Painting Ages 10+**

Simple watercolor trees made with a technique using masking tape, playing cards and watercolors.



### **Acrylic - Pet portraits: Ages 10+**

Students bring in an 8x11 photo copy of their pet or animal and are led through a process where using acrylic markers and paint they create a one of a kind portrait.



### **Clay Projects - All ages (Children under 10 require caretaker supervision)**

**Coil Pot-** Clay pots will be made by using various kinds of coils to create beautiful designs. Pots will stay with the workshop leader and be brought to LS for firing and glazing. Beginner friendly.



**Slab Mug-** A clay hand building class where mugs will be made by rolling clay into slabs, imprinting the clay with various items, cutting the form out and putting the forms together to create a mug.



### **Glass Fusing: Ages 16+**

Students will learn the basics of glass fusing including glass cutting, sanding, and designing of 2-dimensional pieces. We'll have fun experimenting with different shapes, textures, and mediums of glass to inspire our creation! Completed pieces will be fused in the kiln at LaunchSpace and can be picked up one week later.